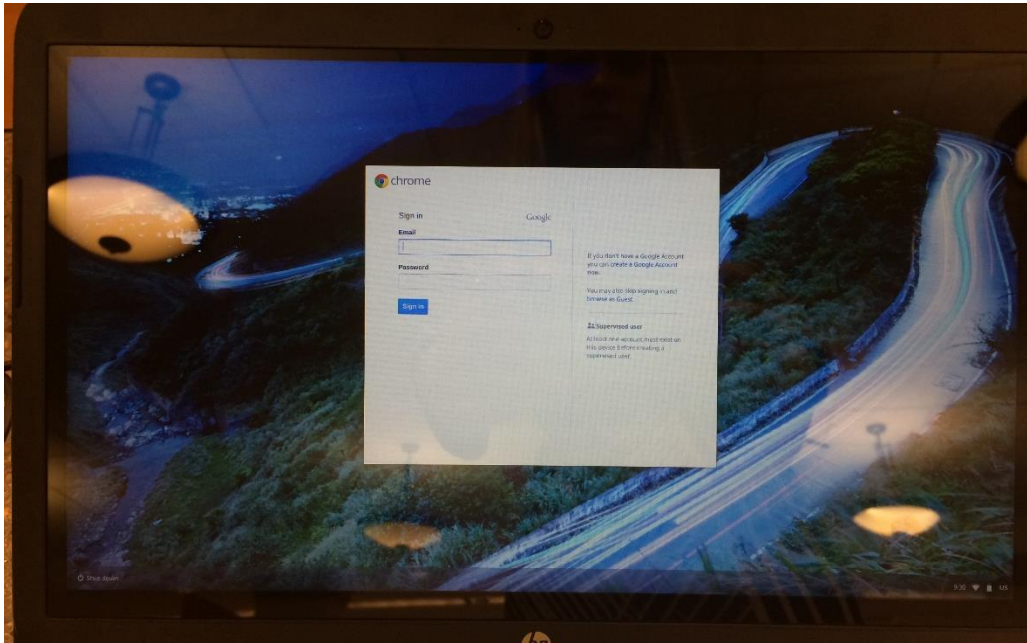
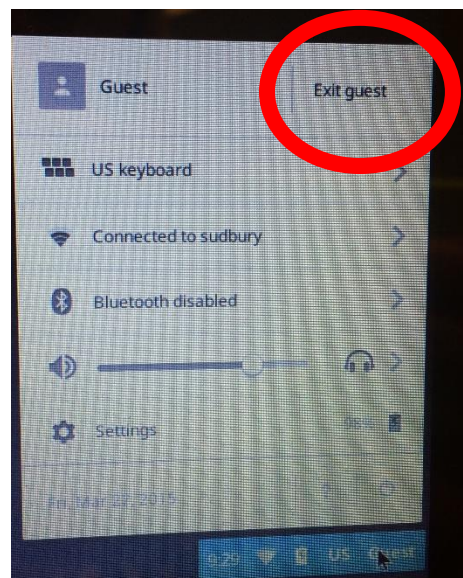
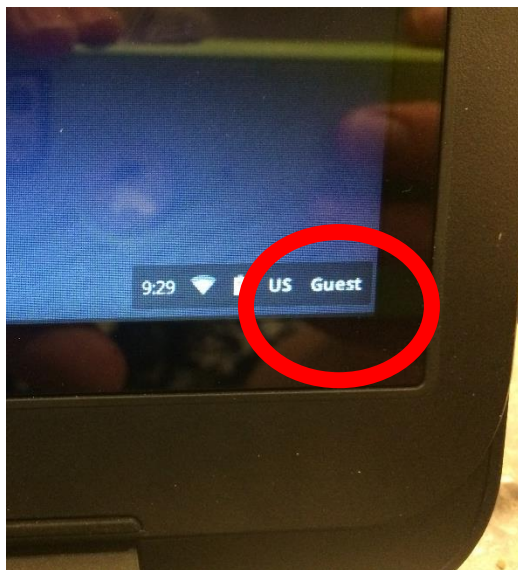


Chromebooks' Official Opening Procedure


In the morning before or shortly after opening, please check all of the chrome books. We want them all to be on THIS screen in the morning:



If the Chromebook is logged into guest, please exit the guest. To exit guest account, click “guest” in the lower right corner and then click “Exit Guest”



If, when you exit “guest” or when you “wake up” the chromebook, you see one or more icons like the one below, please powerwash the chromebook.



If you see an icon like this, powerwash the chromebook!

Reminder that to powerwash you must be on the opening screen (first picture in this document) and you’ll press alt, ctrl, shift, r – also be sure to choose “sudbury” network after the powerwash is complete.

Your final screen should look like this! Well done!

