



Jack in the Beanstalk

Adapted from the English Fairy Tale

Once upon a time there was a young boy named Jack who lived in a small house in the forest with his mother. Together they earned money by selling milk from their cow at the market. One sad day, the cow stopped producing milk. They had no money or food and were very hungry. So Jack's mother asked Jack to sell the cow at the market. Along the road, Jack met a man who had magical beans that would grow really tall overnight. Jack decided to trade the cow for the beans. Jack was excited about the beans, but when he got home, his mother was angry. She thought his choice was foolish. She throws the beans out the window and sends Jack to bed with no dinner.

The next morning Jack woke up to see that the beans had sprouted into a giant beanstalk! The beanstalk stretched up through the clouds and out of sight! Jack was curious to see what was up at the top, so he climbed the beanstalk. At the very top, above the clouds, was a magical land with a giant castle! Jack entered the castle and saw that it was full of riches! He met a woman who fed him breakfast. But then they heard her Giant husband coming for his breakfast. He had loud stomping footsteps. "Fee, fi, fo, fum, I smell the blood of an Englishman!" yelled the Giant! Jack was so afraid he hid in the oven!

The wife explained to the Giant that he was just smelling his breakfast, so the Giant sat down to eat. After breakfast, the giant counted his gold and fell asleep. Jack tiptoed out of the house taking a bag of gold coins for his mother, and climbed back down the beanstalk back to his home. His mother was happy and they lived on the bag of gold coins.

In time, they spent all of the gold coins. Jack climbed up the beanstalk again and took more riches from the castle. He took the Giant's goose that laid golden eggs, and a singing harp. One time the Giant saw Jack and got very angry! He chased after Jack! But Jack was speedy and quickly climbed down the beanstalk. He and his mother got the axe and chopped down the beanstalk and never saw the Giant again. They lived happily ever after with the goose that lives the golden eggs, and they never were never hungry again.

The End



Fairy Tale Mad Lib: Jack and the Beanstalk

Once upon a time there was a _____ named Jack who lived in
(noun)
a _____ house with his mother. One day, his mother asked Jack
(adjective)
to sell their _____ so they would have enough _____ to eat. On
(noun) (noun)
the way to the market, Jack met a _____ who wanted to buy their cow. “I will give
(noun)
you these _____ beans,” said the man. Jack agreed and traded the cow for the
(adjective)
beans. Jack’s mother was _____ when she learned what he’d done. She threw
(adjective)
the _____ out the window and sent Jack to bed without _____. Jack
(noun) (noun)
woke up to find the beans had sprouted into a _____ beanstalk! He climbed up the
(adjective)
beanstalk and reached a _____ castle in the clouds. Jack went inside and met a
(adjective)
_____ woman who fed him breakfast. They heard the Giant coming! He was
(adjective)
yelling “Fee fi fo fum, I smell the _____ of an Englishman! Jack was afraid and hid in
(noun)
the _____. While the Giant slept, Jack tiptoed out of the castle, taking with
(noun)
him a bag of _____. He climbed back down the _____ to
(noun) (noun)
his _____. Jack went back to the castle two more times and took the Giant’s
(noun)
_____ that laid golden _____ and his singing _____.
(noun) (plural noun) (noun)
The Giant saw Jack and chased after him! But Jack ran and _____ climbed down
(adverb)
the beanstalk. He grabbed an _____ and chopped down the beanstalk!
(noun)
Jack never saw the Giant again, and he and his mother were never _____ again.
(adjective)
They lived happily ever after!

The End



GOODNOW LIBRARY SUMMER READING ACTIVITY KIT

Week 1: Jack & the Beanstalk

Build It: Plant Your Own Beanstalk

Step 1: Plant Your Beanstalk


- POUR THE SOIL INTO THE PLASTIC CUP
- MAKE HOLES IN THE SOIL, 1-INCH DEEP, FOR EACH BEAN SEEDS
- DROP A SEED IN EACH HOLE AND LIGHTLY COVER WITH SOIL
- LIGHTLY WATER TO MOISTEN THE SOIL

Step 2: Make the Giant's Castle

- COLOR THE CASTLE ON THE PROVIDED COLORING SHEET
- GLUE OR TAPE COTTON CLOUDS BELOW EACH CASTLE
- TAPE CASTLE TO THE WOODEN STICK
- PUSH STICK DEEP INTO THE SOIL AND PRESS THE SOIL AROUND IT SO IT WILL STAND TALL!

Step 3: Help it Grow!

- PLACE YOUR CUP IN A SUNNY WINDOW
- WATER IT LIGHTLY WHEN THE SOIL SEEMS DRY
- KEEP AN EYE OUT FOR THE FIRST SEEDLINGS IN ABOUT 7 DAYS
- WATCH TO SEE IF YOU GROWS! WILL IT REACH THE CASTLE?
- EMAIL MISS HEIDI A PHOTO AT HWRIGHT@MINLIB.NET! SHE CAN'T WAIT TO SEE YOUR BEANSTALK PROJECTS!



GOODNOW LIBRARY SUMMER READING ACTIVITY KIT

Week 1: Jack & the Beanstalk

Craft It: Make Jack & Giant Puppets

Step 1: Color Jack & the Giant

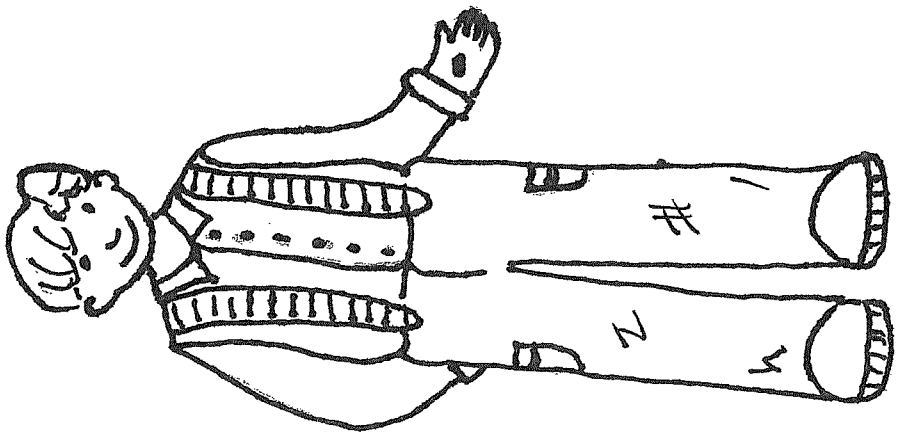
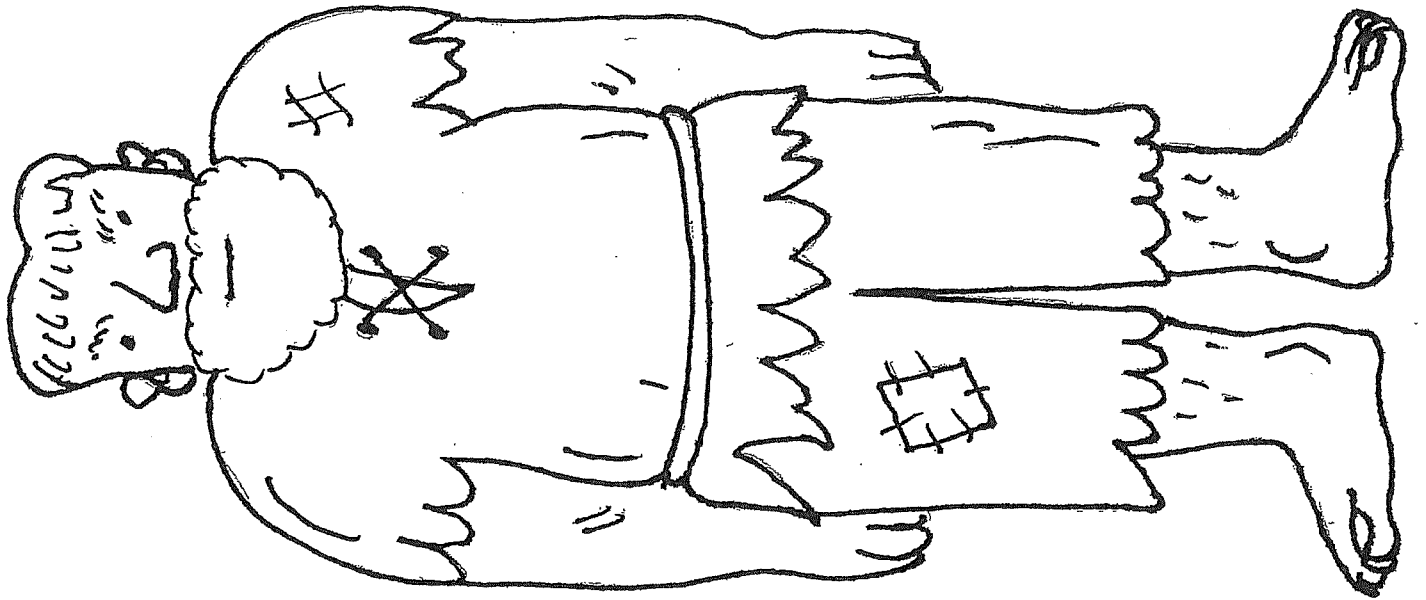
Step 2: Cut yarn into hair pieces and glue onto your puppet for hair and beard

Step 3: Tape craft stick on the back

Step 4: Put on a puppet show! Fee-fi-fo-fum! Act out Jack & the Beanstalk or create a story all your own!

Step 5: If you share it online, please tag us at #goodnowplayhouse





JACK AND THE BEANSTALK

CREATIVEBUG CRAFT:

MAKE A BEANBAG!



CREATIVEBUG IS A STREAMING SERVICE PROVIDING ARTS AND CRAFTS INSTRUCTIONAL VIDEOS FOR ALL AGES.

TO GET STARTED JUST GO TO

WWW.CREATIVEBUG.COM/LIB/GOODNOWLIBRARY

AND LOG IN WITH YOUR LIBRARY CARD



YOU CAN FIND INSTRUCTIONS FOR THIS PROJECT IN THE "DAILY CREATIVITY AT HOME" WEEK 7 CLASS.

WWW.CREATIVEBUG.COM/CLASSSERIES/SINGLE/DAILY-CREATIVITY-AT-HOME-A-DAILY-PRACTICE

OR JUST SEARCH "BEANBAG"

#GOODNOWMAKES

Jack & the Beanstalk Activity Kit

Material List:

Plant Your Own Beanstalk Activity:

- Bean seeds (3)
- Potting soil (1/4 cup)
- Small plastic cup (5 oz.)
- Wooden dowel or skewer
- Cotton balls (2)
- Paper to draw castle
- Glue stick & tape

Jack & Giant Puppets:

- Jack & Giant template printed on cardstock
- Yarn for hair and beards
- Wooden craft sticks
- Glue stick & tape

Beanbag Activity:

- Fabric cut into 2 squares (5" x 5")
- Beans or rice (we used pinto beans)
- Embroidery floss
- Embroidery needle